

Name: _____

Place Value

6 Directions: Write how many hundreds, tens, and ones are shown by the base blocks. Then write the number.

1.

Problem 1 shows three 10x10 grids (hundreds), two 1x10 rods (tens), and six individual squares (ones).

hundreds	tens	ones

2.

Problem 2 shows five 10x10 grids (hundreds), three 1x10 rods (tens), and four individual squares (ones).

hundreds	tens	ones

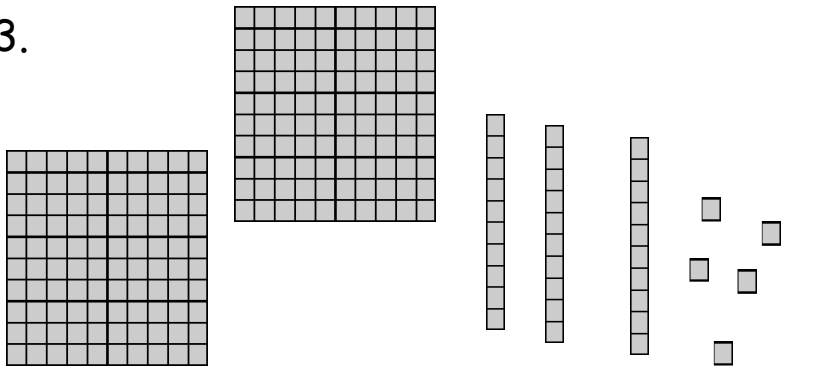
Name: _____

CCSS 2.NBT.1 Understand place value
Primer, Prerequisite

Place Value

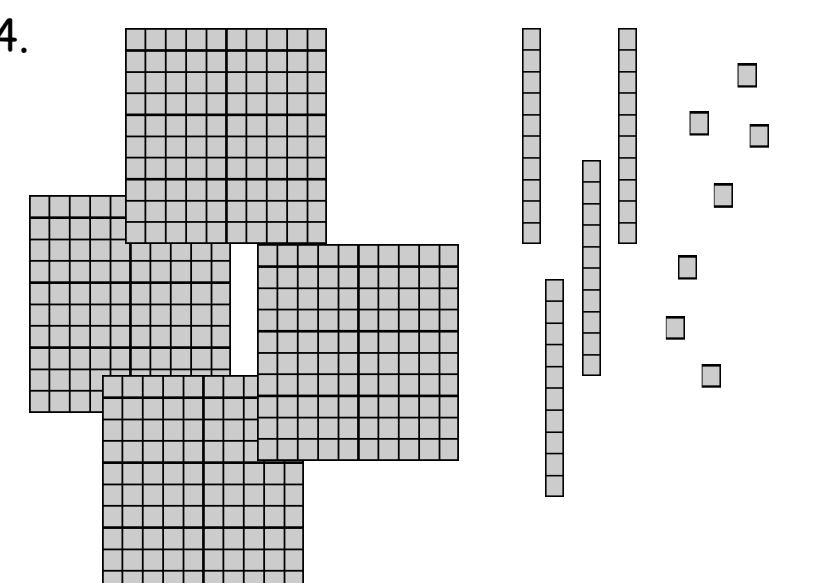
Directions: Write how many hundreds, tens, and ones are shown by the base blocks. Then write the number.

3.




hundreds	tens	ones

4.



hundreds	tens	ones

5.



hundreds	tens	ones
